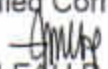


Republic of the Philippines
CAMARINES NORTE WATER DISTRICT
 Daet, Camarines Norte

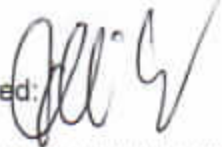
Statement of Financial Position
 As at December 31, 2016
 (With Comparative Figures for CY 2015)

ASSETS	<u>CY 2016</u>	<u>CY 2015</u>
Current Assets		
Cash and Cash Equivalents	P 70,778,035.60	P 39,232,945.82
Receivables, net	19,663,794.76	24,271,508.98
Inventories	18,866,852.61	18,150,070.81
Other Current Assets	32,802,734.61	30,484,553.58
Total Current Assets	<u>P 142,111,417.58</u>	<u>P 112,139,079.19</u>
Non-Current Assets		
Sinking Fund	P 19,165,292.36	P 17,528,666.03
Property, Plant and Equipment, net	455,752,989.30	456,748,889.11
Other Non-Current Assets	7,545,688.74	1,954,267.96
Total Non-Current Assets	<u>P 482,463,970.40</u>	<u>P 476,231,823.10</u>
Total Assets	<u>P 624,575,387.98</u>	<u>P 588,370,902.29</u>
 Liabilities and Equity		
Current Liabilities		
Financial Liabilities	P 12,451,166.21	P 16,134,715.19
Inter-Agency Payables	824,769.11	3,283,142.43
Guaranty/Security Deposits Payable	778,887.08	1,334,164.68
Other Payables	20,273,349.22	905,654.98
Total Current Liabilities	<u>P 34,328,171.62</u>	<u>P 21,657,677.28</u>
Non Current Liabilities		
Financial Liabilities	P 332,399,160.35	P 338,945,031.24
Guaranty/Security Deposits Payable	5,802,760.77	5,802,760.77
Other Deferred Credits	19,338.75	19,338.75
Total Non Current Liabilities	<u>P 338,221,259.87</u>	<u>P 344,767,130.76</u>
Total Liabilities	<u>P 372,549,431.49</u>	<u>P 366,424,808.04</u>
Equity		
Government Equity	P 20,450,347.79	P 20,450,347.79
Retained Earnings	231,575,608.70	201,495,746.46
Total Equity	<u>P 252,025,956.49</u>	<u>P 221,946,094.25</u>
Total Liabilities and Equity	<u>P 624,575,387.98</u>	<u>P 588,370,902.29</u>

Certified Correct:


 MA. LEAH P. PUSO
 Senior Financial Planning Specialist

Approved:


 FROILINDO I. VILLALUZ
 Department Manager B

Noted:


 MARIA ANTONIA BERNARDINA F. BOMA
 General Manager *m.p.*

Republic of the Philippines
CAMARINES NORTE WATER DISTRICT
Daet, Camarines Norte

Statement of Comprehensive Income
For the Year Ended December 31, 2016
(With Comparative Figures for CY 2015)

	CY 2016		CY 2015
Income	₱ 91,956,776.89	-	₱ 169,834,048.20
Less: Expenses			
Personnel Services	₱ 18,022,299.85		₱ 49,921,534.66
Maintenance and Other Operating Expenses	9,908,108.20		32,061,195.31
Financial Expenses	26,467,987.17		25,895,808.26
Non-Cash Expenses	7,075,310.92		30,139,451.29
Total Expenses	₱ 61,473,706.14	-	₱ 138,017,989.52
Net Income	₱ 30,483,070.75	-	₱ 31,816,058.68

Certified Correct:


MA. LEAH P. PUSO
Senior Financial Planning Specialist

Approved:


FROILINDO I. VILLALUZ
Department Manager B

Noted:



MARIA ANTONIA BERNARDINA F. BOMA
General Manager *mp*

Republic of the Philippines
CAMARINES NORTE WATER DISTRICT
 Daet, Camarines Norte


Statement of Changes in Equity
 For the Year Ended December 31, 2016
 (With Comparative Figures for CY 2015)

	<u>CY 2016</u>		<u>CY 2015</u>
Government Equity, Beginning	P 20,450,347.79		P 20,065,997.61
Additions/Deductions			384,350.18
Government Equity, Ending	<u>P 20,450,347.79</u>		<u>P 20,450,347.79</u>
Retained Earnings, Beginning	P 201,495,746.46		P 171,154,288.53
Transfers to Registry of Reforestation Projects			(362,798.00)
Prior Period Errors	(403,208.51)		(1,111,802.75)
Net Income/(Loss) for the Year	30,483,070.75		31,816,058.68
Retained Earnings, Ending	<u>P 231,575,608.70</u>		<u>P 201,495,746.46</u>
Total Equity	<u>P 252,025,956.49</u>		<u>P 221,946,094.25</u>

Certified Correct:


 MA. LEAH P. PUSO
 Senior Financial Planning Specialist

Approved:


 FROILINDO I. VILLALUZ
 Department Manager B

Noted:


 MARIA ANTONIA BERNARDINA F. BOMA
 General Manager 

Republic of the Philippines
CAMARINES NORTE WATER DISTRICT
 Daet, Camarines Norte


Statement of Changes in Equity
 For the Year Ended December 31, 2016
 (With Comparative Figures for CY 2015)

	CY 2016	CY 2015
Government Equity, Beginning	P 20,450,347.79	P 20,065,997.61
Additions/Deductions		384,350.18
Government Equity, Ending	P 20,450,347.79	P 20,450,347.79
Retained Earnings, Beginning	P 201,495,746.46	P 171,154,288.53
Transfers to Registry of Reforestation Projects		(362,798.00)
Prior Period Errors	(403,208.51)	(1,111,802.75)
Net Income/(Loss) for the Year	30,483,070.75	31,816,058.68
Retained Earnings, Ending	P 231,575,608.70	P 201,495,746.46
Total Equity	P 252,025,956.49	P 221,946,094.25

Certified Correct:


 MA. LEAH P. PUSO
 Senior Financial Planning Specialist

Approved:


 FROILINDO I. VILLALUZ
 Department Manager B

Noted:


 MARIA ANTONIA BERNARDINA F. BOMA
 General Manager 


Republic of the Philippines
CAMARINES NORTE WATER DISTRICT
 Daet, Camarines Norte

Statement of Cash Flows
 For the Year Ended December 31, 2016
 (With Comparative Figures for CY 2015)

	<u>CY 2016</u>	<u>CY 2015</u>
Cash Flow from Operating Activities		
Cash Inflows:		
Business/Service Income	P 47,550,109.62	P 163,535,474.60
Other Income/Revenues	47,348,938.46	5,758,217.51
Other Receivables	660,438.89	448,209.32
Other Receipts	<u>20,579,987.07</u>	<u>17,139,848.87</u>
Total Cash Inflows	<u>P 116,139,474.04</u>	<u>P 186,881,750.30</u>
Cash Outflows:		
Payments to Employees	P 9,876,087.93	P 23,250,633.47
Payments to Suppliers and Creditors	11,765,692.93	49,682,317.46
Payments of Expenses	5,156,872.74	18,710,339.06
Other Payments	<u>13,939,342.30</u>	<u>21,509,251.35</u>
Total Cash Outflows	<u>P 40,737,995.90</u>	<u>P 113,152,541.34</u>
Total Cash Provided (Used) by Operating Activities	<u>P 75,401,478.14</u>	<u>P 73,729,208.96</u>
Cash Flow from Investing Activities		
Cash Inflows:		
Proceeds from Matured Investments	P 0.00	P 2,890,674.42
Total Cash Inflows	<u>P 0.00</u>	<u>P 2,890,674.42</u>
Cash Outflows:		
Purchase/Acquisition of Property, Plant and Equipment	P 11,854,071.44	P 63,855,469.38
Grant of loans	<u>44,900.00</u>	<u>55,000.00</u>
Total Cash Outflows	<u>P 11,898,971.44</u>	<u>P 63,910,469.38</u>
Total Cash Provided (Used) by Investing Activities	<u>P (11,898,971.44)</u>	<u>P (61,019,794.96)</u>

	<u>CY 2016</u>	<u>CY 2015</u>
Cash Flows from Financing Activities		
Cash Inflows:		
Acquisition of Loan/Subsidy	P 5,679,134.94	P 33,558,374.10
Total Cash Inflows	<u>P 5,679,134.94</u>	<u>P 33,558,374.10</u>
Cash Outflows:		
Loan Amortization	P 37,355,895.93	P 34,483,895.20
Financial Expenses	280,655.93	480,056.91
Total Cash Outflows	<u>P 37,636,551.86</u>	<u>P 34,963,952.11</u>
Total Cash Provided (Used) by Financing Activities	<u>P (31,957,416.92)</u>	<u>P (1,405,578.01)</u>
Cash Provided by Operating, Investing and Financing Activities	P 31,545,089.78	P 11,303,835.99
Add: Cash and Cash Equivalent, Beg.	<u>39,232,945.82</u>	<u>27,929,109.83</u>
Cash and Cash Equivalent, Dec. 31, 2016	<u>P 70,778,035.60</u>	<u>P 39,232,945.82</u>

Certified Correct:


MA. LEAH P. PUSO
Senior Financial Planning Specialist

Approved:


FROILINDO I. VILLALUZ
Department Manager B

Noted:


MARIA ANTONIA BERNARDINA F. BOMA
General Manager 